



800.648.4452  
www.amltd.com  
**MADE IN USA**  
07072015




**Getting Started**

**Getting Started**

**Getting Started**

**1 Charge the LDX10 for 6 hours**  
*There are two (2) options to charge*

**Option 1:** Use the USB cable to charge through your computer.



**Option 2:** Use the USB cable and the optional adapter to charge from a 110VAC wall outlet.



**2 Starting up the LDX10**  
*Power and Reboot Procedures*



**Power Button**

- Pressing the power button while the LDX10 is OFF powers up and re-boots the unit.
- While charging, the LDX10 display will go dark after a time set in the 'Display Properties' settings in Windows® Control Panel. Touching the screen or any key will awaken it from this idle state.

- If left idle for 30 minutes, the LDX10 will automatically power down.
- Pressing the power button briefly, while the unit is on, will either put the LDX10 into suspend mode, or wake it up depending on its current state.
- Pressing and holding the power button for more than 3 seconds causes the LDX10 to power off.

**3 Download DC Console**  
Download the DC Console utility at  
[www.barcodepower.com](http://www.barcodepower.com)



Utilize **DC Console** to quickly modify existing applications or create new ones and transfer files from your LDX10 to your PC.

**▲ IMPORTANT!**

Users must install either Microsoft® ActiveSync® or Windows® Mobile Device Center® before installing AML **DC Console**.

*Note:* Microsoft ActiveSync works only with Windows® XP or earlier.

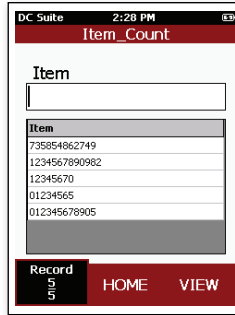

*Note:* The Windows Mobile Device Center is only supported on Windows Vista™ or later.



The LDX10 comes with a suite of pre-installed applications as a part of our **DC Suite**. These applications were developed for common data collection tasks and are ready to go right out of the box.

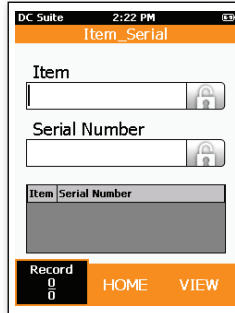
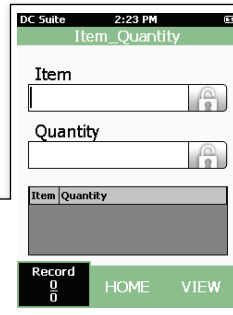
As future applications are developed, they will be made available on the web at [barcodepower.com](http://barcodepower.com).

**Dashboard**  
All applications are launched from here.



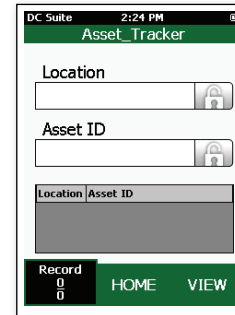
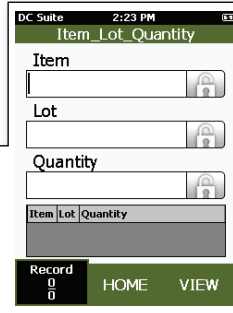
Simple one-field scanning.

Scan the Item Number and key in the Quantity.

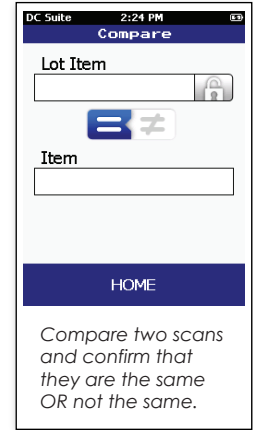


Scan in Item Number and the unique Serial Number.

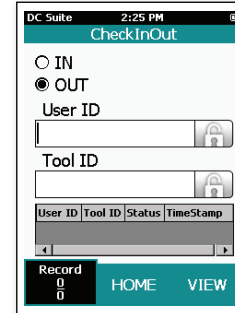
Scan the Item Number and then collect Lot Number and Quantity information.



Asset Tracking application.



Compare two scans and confirm that they are the same OR not the same.



Check-In/Out application for tool or part rooms.

Accessories

Support

Protective Cases



- Black (Standard)
- Red
- Orange
- Yellow
- Blue
- Green

Learn More About the LDX10 at: [www.amltd.com/ldx10](http://www.amltd.com/ldx10)

For **DC Suite** downloads and support visit: [www.barcodepower.com](http://www.barcodepower.com)

Warranty Agreements

- SVC-EWLDX10** Extended Warranty, 3 year, LDX10
- SVC-EWPLDX10** Extended Warranty PLUS, 3 year, LDX10

Get Updates from AML  
Don't forget to register your product(s) online at [www.amltd.com/register](http://www.amltd.com/register) to receive updates about AML products and software.

© 2015 American Microsystems, Ltd. All rights reserved.  
American Microsystems, Ltd. reserves the right to make changes in specifications and other information contained in this document without prior notice, and the reader should in all cases consult American Microsystems, Ltd. to determine whether any such changes have been made. The information in this publication does not represent a commitment on the part of American Microsystems, Ltd. American Microsystems, Ltd. shall not be liable for technical or editorial errors or omissions contained herein; nor for incidental or consequential damages resulting from the furnishing, performance, or use of this material. This document contains proprietary information which is protected by copyright. All rights are reserved. No part of this document may be photocopied, reproduced, or translated into another language without the prior written consent of American Microsystems, Ltd.



2190 Regal Parkway  
Euless, TX 76040  
800.648.4452  
[www.amltd.com](http://www.amltd.com)  
[www.barcodepower.com](http://www.barcodepower.com)